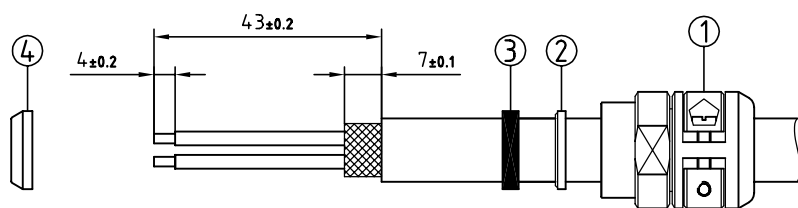
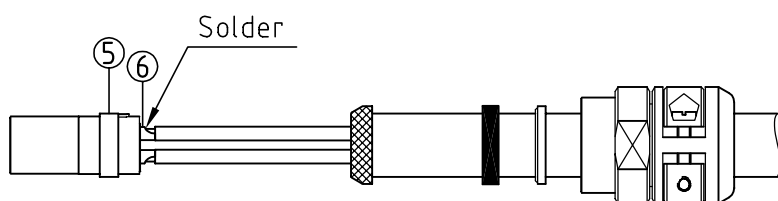


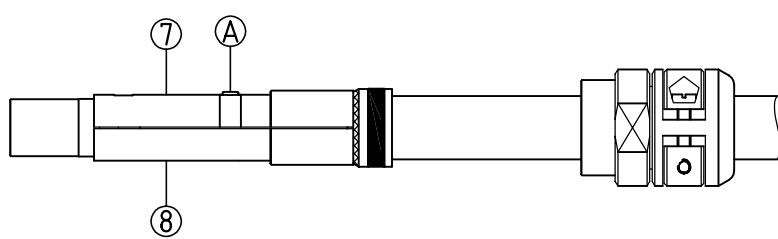
Outer shell	: Stainless steel (AISI 304)	-
Latch sleeve	: Stainless steel (AISI 416)	-
Inner shell	: Stainless steel (AISI 304)	-
Front ring	: Stainless steel (AISI 304)	-
Collet nut + clamps + screw	: Stainless steel (AISI 304)	-
Insulator	: PEEK	-
Female contact	: Bronze (UNS C54400)	Gold plated (ISO 4523)
Clip	: Stainless steel (AISI 416)	-
Gland	: FPM	-
Other inner metallic parts	: Brass (UNS C38500)	Nickel plated (FS-QQ-N-290A)
O-ring	: FPM	-
Marking strip	: Epoxy paint	Black



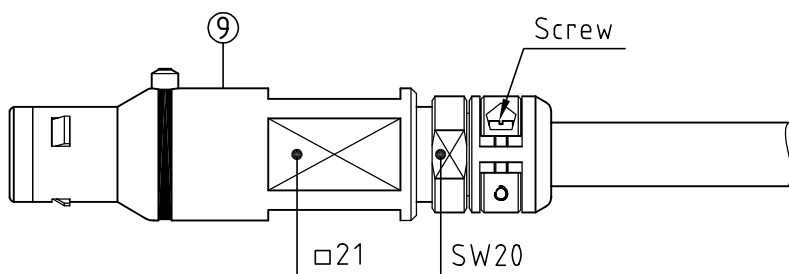
1. Strip the cable according to the given dimensions . (The end of the cable jacket must be cut properly) . Slide it into the collet nut①, the ring②, the gland③and the earthing cone④.



2. In case of a screened cable , fold screen back over the extremity of the earthing cone . Arrange the conductors according to the insulator⑤marking by avoiding to twist them . fit conductor into contacts⑥and solder . Verify that insulator and insulation remain clean .



3. Locate the slotted upper half⑦of the split insert carrier over the shoulder and key on the insulator then align and press together the other half⑧to form a complete cylinder . Push the earthing cone against the insert carriers whilst checking that the screen is being clamped around the whole circumference , cut the excess length of screen if necessary . Push the gland and the ring against the earthing cone .



4. Next slide the plug shell⑨over the insulator assembly making sure that the key A on the insert carrier goes into the appropriate slot on the inside of shell . Position the key of the clamp collet nut into the slot of the outer shell , screw the collet nut with the appropriate tool and tighten to the maximum torque value of 5Nm . Screw the clamps and tighten screws to the maximum torque value of 0.2Nm .

## Straight plug remote handling , with cable clamps . Series 3N , multipole (4)

ETUDE N° E6223



**LEMO**

CH-1024 Ecublens

Echelle	Dessiné	08.09.00	OVU / RMO
	Contrôle	10.10.00	RMO / JPBA
	Modif.	01	10.10.00 / OVU

FZG.3N.304.TLLY \_\_ \_\_